

## Cleaning - Protecting - Maintaining Mica Slate rough -indoors and outdoors-

e.g. Alta, Flammet, Offerdal, Peacock, Pillarguri, Sell Royal, etc.

Mica slate as well as micaceous quartzite and many phyllites are extremely dense, hard and robust. They should not be confused with the much softer multicoloured and clay slate. Just like every other natural material, this easy to maintain (crystalline) slate does need a certain level of care. The right treatment - from the beginning - guarantees the optimal appearance for many years.

### Overview of the 3 Steps *for more detailed instructions, please refer to Page 2*

**1**

#### Initial cleaning of newly installed surfaces

Lithofin MN Builders' Clean removes grout residues, builder's dirt leaving a clean surface.



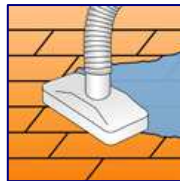
Coverage:  
1Ltr./30m<sup>2</sup>



Dilute product 1:10 with water.



Distribute with a broom or brush and scrub occasionally for 10 min.



Rise and remove the solution and dirt's from the surface.



Rinse well with plenty of clear water.



Allow the surface to dry.

Please Note:  
Always test the product in an inconspicuous area. Some stones may slightly turn matt or change in colour.

**Necessary equipment:** bucket, scrubbing brush, mop or wet-and-dry vacuum

**2a**

#### Protecting against stains

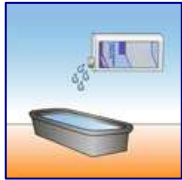
Lithofin MN Stain-Stop -invisible- protects against water, oil, grease, dirt and simplifies maintenance.



Coverage:  
1Ltr./10m<sup>2</sup>



Please note.



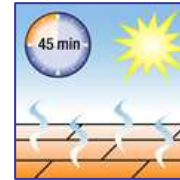
Pour product in a basin or bucket before applying.



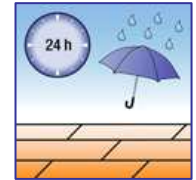
Evenly apply with a soft bristled brush, broom or pad. Repeat after 5 to 10 min.



Distribute or remove excess product residues, streaks and puddles.



Allow to dry. Do not walk on surface for approx. 45 minutes.



Protect from water for 24 hours.

**2b**



Coverage:  
1Ltr./15m<sup>2</sup>

#### Enhancing the appearance -alternative to 2a-

Lithofin MN Colour Intensifier renders water repellent and enhances the colour.

Lithofin Stainstop PLUS renders water and oil repellent and enhances the colour.

*Application method as Coverage: described in 2a.*

**Necessary equipment:** bucket or basin, natural fibre broom or brush, towel or cloth

**3**

#### Regular maintenance

Regularly use Lithofin MN Easy-Care to clean and maintain the surface.



Add one squirt (approx. 20ml) to a bucket of water.



Wipe surface with solution. Do not rinse.



Allow to dry. Do not walk on surface during drying time.

**Necessary Equipment:** bucket, micro-fibre mop

**Please follow the detailed instructions on the product label.**

### Newly installed surfaces

**Before grouting:** if you are planning to protect the surface with Lithofin MN Stain-Stop, apply to the dry surface before grouting. The water repellent effect will make it much easier to remove the grouting material off the surface. This pretreatment is especially important on acid sensitive and very absorbent stones.

### 1 Cleaning and refurbishing used or extremely dirty surfaces

◆ Before treating used surfaces, the stone must be thoroughly cleaned. All dirt deposits and care product residues must be removed from the surface and from the pores.

**Indoor surfaces:** dilute Lithofin MN Power-Clean up to 1:5 with water, generously apply with a scrubbing brush, broom or white nylon pad and allow to work for 5 to 10 minutes.

- Scrub well with either a scrubbing brush, broom or machine and wait 5 more minutes.
- Add water while brushing, and then remove solution by wiping or vacuuming.
- Rinse twice with clear water to remove all cleaning product and dirt residues.
- Surface sealants may have to be reapplied.

◆ **Outdoor surfaces:** apply Lithofin MN Outdoor Cleaner, distribute with a brush and allow the product to work overnight. See product label for further instructions.

- Allow the surface to dry for several days before applying the protective treatment.



### Other, stubborn types of dirt

grout residues, builders' dirt, limescale, rust	Lithofin MN Builders' Clean
sealants, wax, varnish, silicone, tar, oil residues	Lithofin WAX-OFF
deeply engrained oil stains	Lithofin OIL-EX
Algae, moss and green deposits	Lithofin ALGEX
external dirt, mold and plant stains	Lithofin MN Outdoor Cleaner

### 2 Additional information about protective treatments

- ◆ Protective treatments can enhance the appearance and make natural stone less sensitive to staining.
- ◆ The protective effect reduces staining and facilitates every-day maintenance.
- ◆ Lithofin MN Colour Intensifier enhances the stone's appearance by invigorating the natural colour structure.
- ◆ Lithofin MN Stain-Stop provides optimal protection against water, oil and grease. Alternatively, the nearly odourless Lithofin STAINSTOP >W< can be used.
- ◆ Repeat the protective treatment after 4 to 5 years if required.

**Please Note:**

- ◆ **Always test the product in an inconspicuous area.** Non-absorbent or wet surfaces cannot be treated.
- ◆ Use impregnators only on completely dry surfaces, otherwise the product will not be able to penetrate.
- ◆ Apply the product evenly not allowing streaks or puddles to form on the surface.
- ◆ Carefully and completely remove sealer residues from the surface before the product begins to cure.

### 3 Additional maintenance

- ◆ Surfaces subjected to heavy wear need a thorough cleaning from time to time.
- ◆ Apply Lithofin MN Power-Clean diluted 1:5 and distribute on the surface with a scrubbing brush. Allow to work for 10 minutes brushing occasionally. Rinse thoroughly with water to remove all product and dirt residues.

**Please Note:**

△ Please follow the detailed instructions for use on the product labels.

**TIP:** Avoid leaching and strong degreasing products as well as products that build up layers. These products alter the appearance and make maintenance more difficult.

△ This information should be considered to be informal and non-binding.  
The products must be used according to local conditions and materials.  
Instructions must be read carefully and followed closely. Always test the product in an inconspicuous area. (AUS/NZ7.12gps)

If you require advice or are in any way unsure about these instructions, please call our **Technical Support Line at AUS: (03) 8552 6000 / NZ: (9) 475 0495**

Your LITHOFIN-Dealer: